


WLO PM - WLO puremaxLED®

ENERGY EFFICIENT LIGHT WITH ENHANCED CONTRAST



The surface control optic WLO PM is used for surfaces with low to medium reflection and can be employed in all coating processes in the industry. It generates a high-contrast reflection image and is strongly shielded to reduce glare in a direct and lateral viewing direction.

Suitable for the following areas, especially in the automotive sector: press plants, topcoat preparation and finishing area



Features

- Assembly** (According to the design version)
 - 4 x LED lamps (included)
 - 4 x 6.500 K
- LED controller**
 - Electronic, analogously dimmable
- Optic**
 - 4 x centrally arranged patented prism panes with plano-convex lens and black fields
 - 4 x symmetrical reflectors, reflector chambers separated with regards to light
- Housing**
 - Steel sheet
 - RAL7035 powder coated
- Front glass panel** (lockable door)
 - 0.24" one-panel safety glass according to EN 12150 (6 mm)
 - Frameless design
- Opening**
 - 3 x quick-lock systems
- Bushing**
 - Harting plug system or direct clamping in junction box
 - 118.11" connection cable (3 m)

Technical specifications

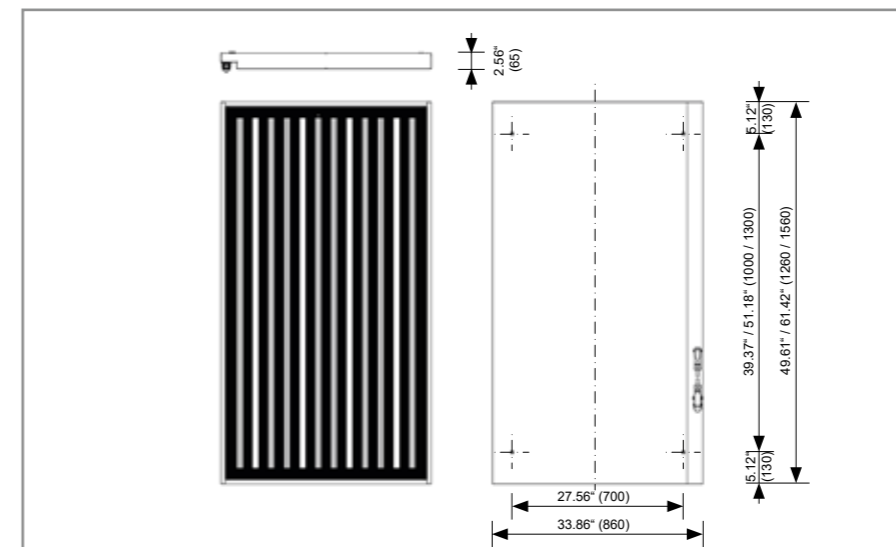
- Permitted ambient temperature** 41°F - 95°F (+5°C to +35°C)
- Rated voltage** 120 - 277 V AC ±10%, 50/60 Hz
- Degree of protection** IP54
- Protection class** I
- UGR limit** ≤15

Options

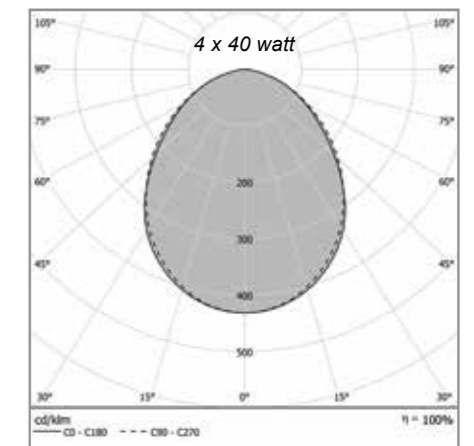
- With installation frame, with mobile stand
- Additional lamp color temperatures
- Additional housing colors according to RAL
- Connection cable in other lengths

Quality criteria

- Photobiological safety (EN 62471:2008): Risk group 1
- LABS-free
- ETL certification



Exterior and mounting dimensions of the WLO PM. All data in Inches (mm).



Light distribution curve of WLO PM (WLO puremaxLED®). This chart shows the light distribution curve of a WLO PM with 4 x 40 watt.

Order number	Lamps	Connection system	Reflector	Dimensions in Inches (mm) [WxHxD]
L602LD408	4 x 25 watt	Harting connector system	high polish	33.86" x 61.42" x 2.56" (860 x 1560 x 65)
L602LD409	4 x 40 watt	Harting connector system	high polish	33.86" x 61.42" x 2.56" (860 x 1560 x 65)
L602LD410	4 x 20 watt	Harting connector system	high polish	33.86" x 49.61" x 2.56" (860 x 1260 x 65)
L602LD411	4 x 32 watt	Harting connector system	high polish	33.86" x 49.61" x 2.56" (860 x 1260 x 65)